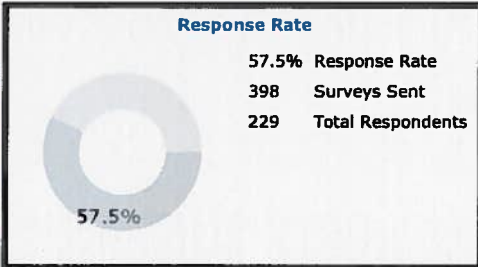


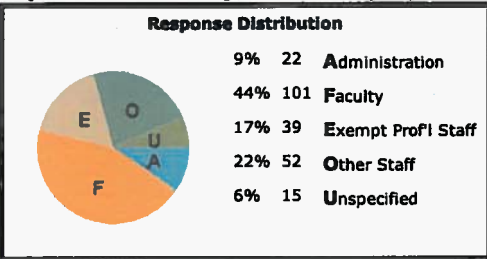

XYZ University
Higher Education Insight Survey
Topline Survey Results



	Poor 0% - 44%	Warrants Attention 45% - 54%	Fair to Mediocre 55% - 64%	Good 65% - 74%	Very Good to Excellent 75% - 100%	
			2016	2015	Honor Roll 3,000-9,999	Carnegie Assoc
Job Satisfaction/Support			68%	65%	88%	77%
Teaching Environment			62%	60%	86%	66%
Professional Development			54%	48%	88%	75%
Compensation, Benefits & Work/Life Balance			84%	79%	84%	73%
Facilities			88%	84%	87%	77%
Policies, Resources & Efficiency			48%	44%	83%	66%
Shared Governance			43%	41%	86%	62%
Pride			92%	92%	93%	80%
Supervisors/Department Chairs			40%	39%	85%	74%
Senior Leadership			46%	44%	87%	64%
Faculty, Administration & Staff Relations			81%	82%	86%	63%
Communication			76%	77%	78%	59%
Collaboration			64%	65%	82%	65%
Fairness			66%	64%	80%	63%
Respect & Appreciation			52%	48%	81%	66%
Survey Average			64%	62%	85%	68%

*Results in first one or two columns (two if you participated in the program last year) of the table reflect your school's average percent positive for each survey dimension, that is, the percentage of your faculty and staff that responded with "Strongly Agree" or "Agree" to the statements comprising each theme.

**XYZ University
Higher Education Insight Survey
Topline Results by Job Category**



Poor 0% - 44%	Warrants Attention 45% - 54%	Fair to Mediocre 55% - 64%	Good 65% - 74%	Very Good to Excellent 75% - 100%
-------------------------	--	--------------------------------------	--------------------------	---

	OVERALL	Administration	Faculty	Exempt Prof'l Staff	Other Staff
Job Satisfaction/Support	97%	95%	88%	63%	56%
Teaching Environment	81%	100%	74%	72%	78%
Professional Development	64%	82%	66%	54%	56%
Compensation, Benefits & Work/Life Balance	58%	94%	53%	44%	42%
Facilities	77%	92%	65%	66%	88%
Policies, Resources & Efficiency	62%	72%	52%	69%	55%
Shared Governance	60%	64%	41%	51%	87%
Pride	88%	100%	73%	88%	94%
Supervisors/Department Chairs	72%	91%	87%	63%	47%
Senior Leadership	70%	95%	66%	69%	51%
Faculty, Administration & Staff Relations	58%	54%	56%	62%	61%
Communication	67%	66%	56%	75%	74%
Collaboration	59%	64%	54%	71%	48%
Fairness	78%	88%	78%	75%	74%
Respect & Appreciation	61%	72%	73%	44%	55%
Survey Average	69%	81%	65%	64%	64%

*Job Category response distributions have been truncated and may not total 100%