

Graduate Outcomes Report

Academic Year 2015-2016

Executive Summary

Prepared by:

Office of Career & Academic Advising

Kilcawley Center, 2110

330-941-3515

Author: Christina Hardy, Director

Co-Author: Justin Edwards, Career Management Coordinator



and proud.

GRADUATE OUTCOMES SURVEY - AY 2015 - 2016

EXECUTIVE SUMMARY OF SURVEY RESULTS

The Graduate Outcomes Report is a summary of the employment and continuing education decisions made by Youngstown State University students who completed their degrees during the 2015-2016 academic year.

Who took the survey: The survey was distributed to 2,051 graduates who received degrees in August 2015, December 2015, and May 2016.

How the data was collected: The primary collection method was by email. This occurred four times over a period of one year: beginning one month before graduation and every three months thereafter. Hard copy surveys were also distributed at the April and November Grad Central events. Additional information collected from the Office of Alumni Engagement is incorporated into the report as well as surveys filled out from the psychology capstone class.

Response Rate: The YSU total response rate is 26%. Out of 2,051 graduates, there were 538 responses. The individual college's response rates are included in this report.

Career Outcomes Definition: The total number of respondents who are either working full-time, seeking additional education and accepted, in the military, or as a post-graduate volunteer (for example, Peace Corps).

Career Outcomes Rate: The YSU total career outcomes rate is 72% with the individual college's career outcome rates included in this report. Out of the 538 respondents, 388 had outcomes related to a career.

Pursuing Additional Education: 17% of YSU graduates have been accepted into a continuing education program. The individual college's response rates are included in this report.

Salaries:

Undergraduate

Mean: \$28,643

Median \$29,000

Graduate

Mean: \$32,224

Median: 30,000

Graduates who did not relocate: 73% of the graduates stayed within 30 miles of Youngstown.

The student demographic of this report matches that of the YSU demographic:

Respondents

Female 1047 (56%) Male 821 (44%)

White (78%) Student of Color (22%)

YSU seniors

Female (55%) Male (45%)

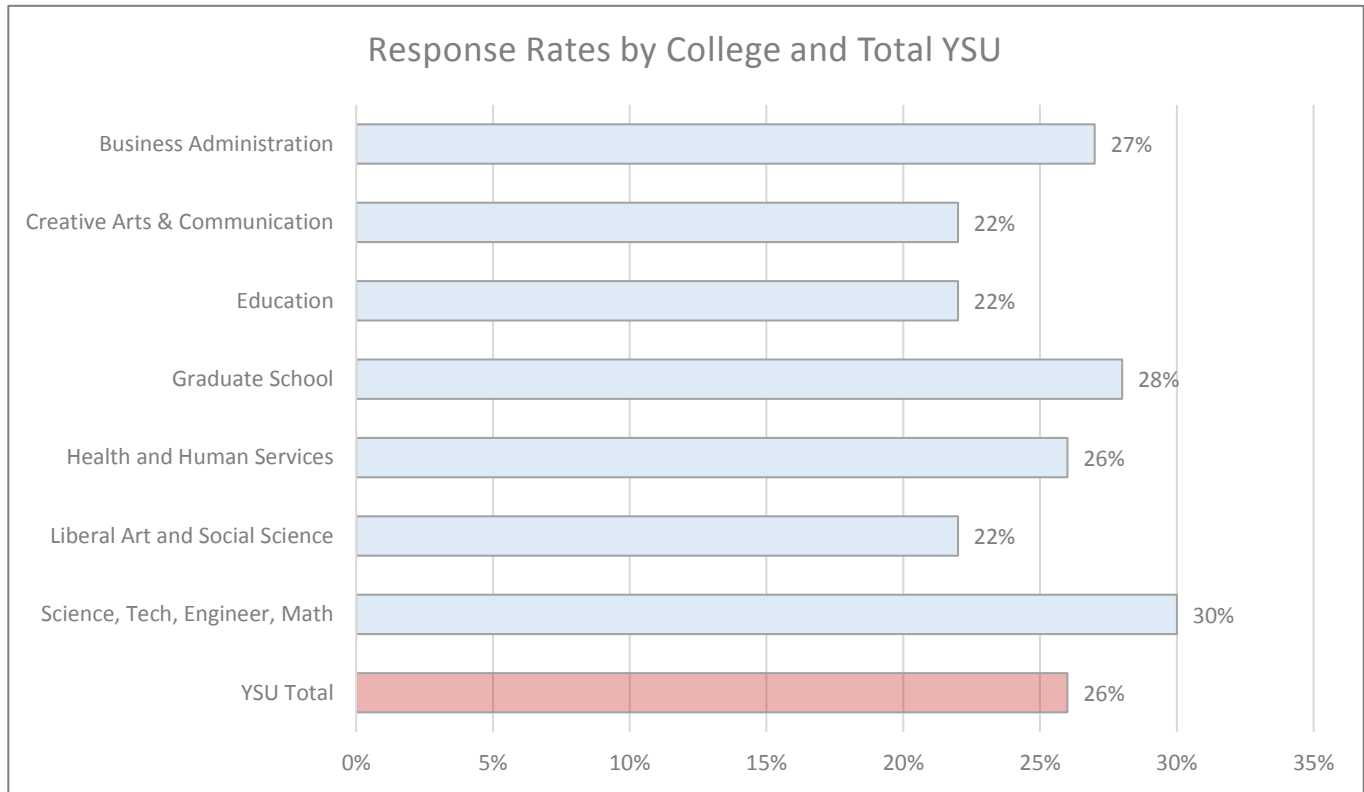
White (78%) Student of Color (19%)

Unknown (4%)

Survey: A copy of the survey can be found on pages 18-19.

Response Rates

Academic Year 2015-2016



| College | Graduates | Respondents | Response Rates |
|---|-------------|-------------|----------------|
| Business Administration | 227 | 61 | 27% |
| Creative Arts & Communication | 120 | 26 | 22% |
| Education | 143 | 32 | 22% |
| Graduate School | 427 | 121 | 28% |
| Health and Human Services | 528 | 136 | 26% |
| Liberal Arts and Social Science | 249 | 56 | 22% |
| Science, Technology, Engineering & Math | 357 | 106 | 30% |
| YSU Total | 2051 | 538 | 26% |

Response Rate demographics: Female 1047 (56%) Male 821 (44%)

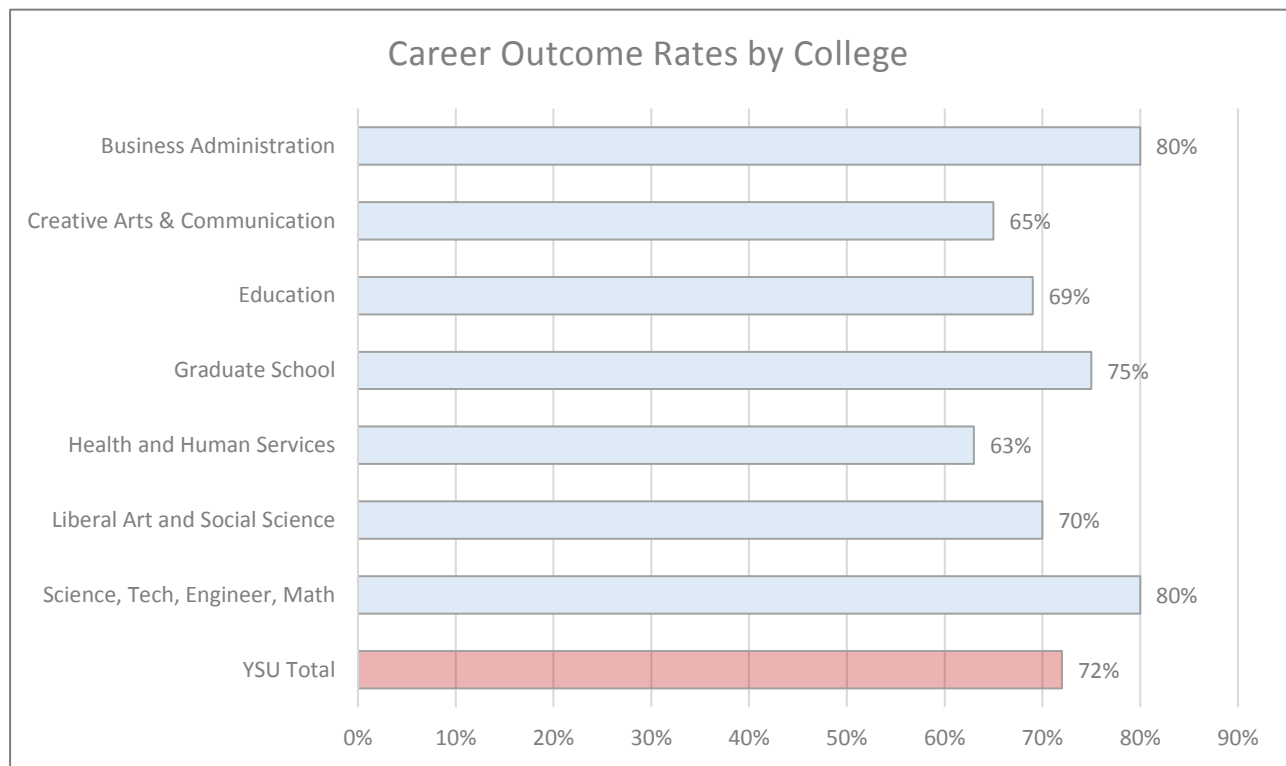
White (78%) Student of Color (22%)

YSU seniors: Female (55%) Male (45%)

White (78%) Student of Color (19%) Unknown (4%)

Career Outcomes*

Academic Year 2015-2016

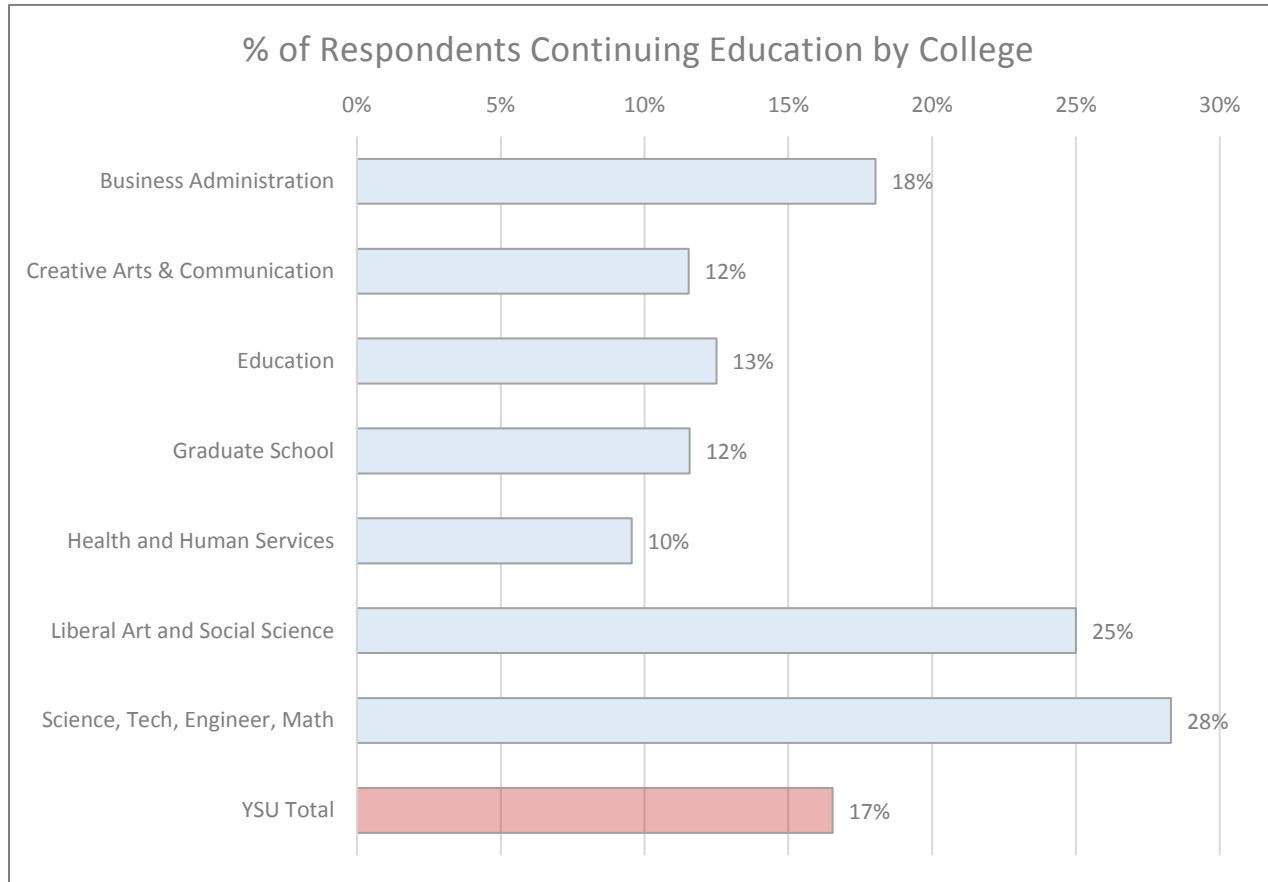


| College | Respondents Per College | Career Outcomes* | Career Outcome* Rates |
|---|-------------------------|------------------|-----------------------|
| Business Administration | 61 | 49 | 80% |
| Creative Arts & Communication | 26 | 17 | 65% |
| Education | 32 | 22 | 69% |
| Graduate School | 121 | 91 | 75% |
| Health and Human Services | 136 | 85 | 63% |
| Liberal Arts and Social Sciences | 56 | 39 | 70% |
| Science, Technology, Engineering & Math | 106 | 85 | 80% |
| YSU Total | 538 | 388 | 72% |

***Career Outcomes definition:** The total number of respondents who are either working full-time, seeking additional education (accepted), in the military, or as a post-graduate volunteer (for example, Peace Corps)

Respondents Continuing Education

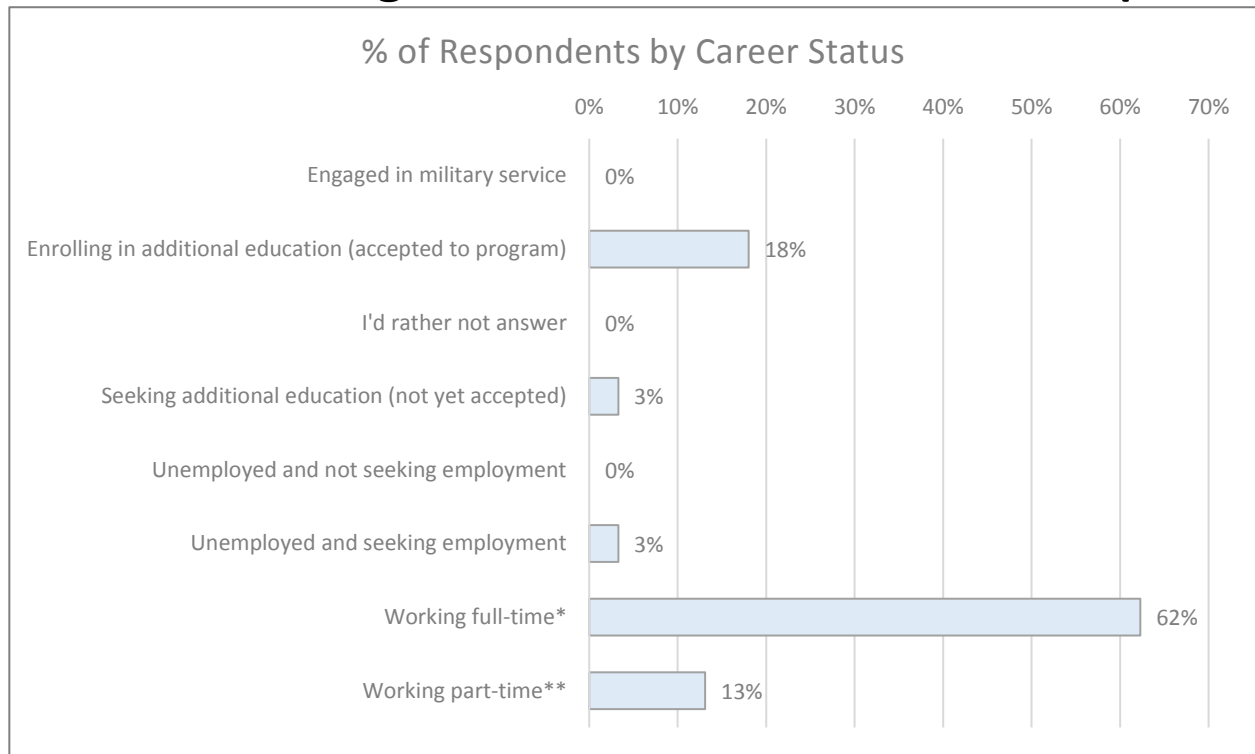
Academic Year 2015-2016



| College | Respondents | Continuing Education | % of Respondents |
|---|-------------|----------------------|------------------|
| Business Administration | 61 | 11 | 18% |
| Creative Arts & Communication | 26 | 3 | 12% |
| Education | 32 | 4 | 13% |
| Graduate School | 121 | 14 | 12% |
| Health and Human Services | 136 | 13 | 10% |
| Liberal Arts and Social Sciences | 56 | 14 | 25% |
| Science, Technology, Engineering & Math | 106 | 30 | 28% |
| YSU Total | 538 | 89 | 17% |

Undergraduate Career Status

Williamson College of Business Administration (WCBA)

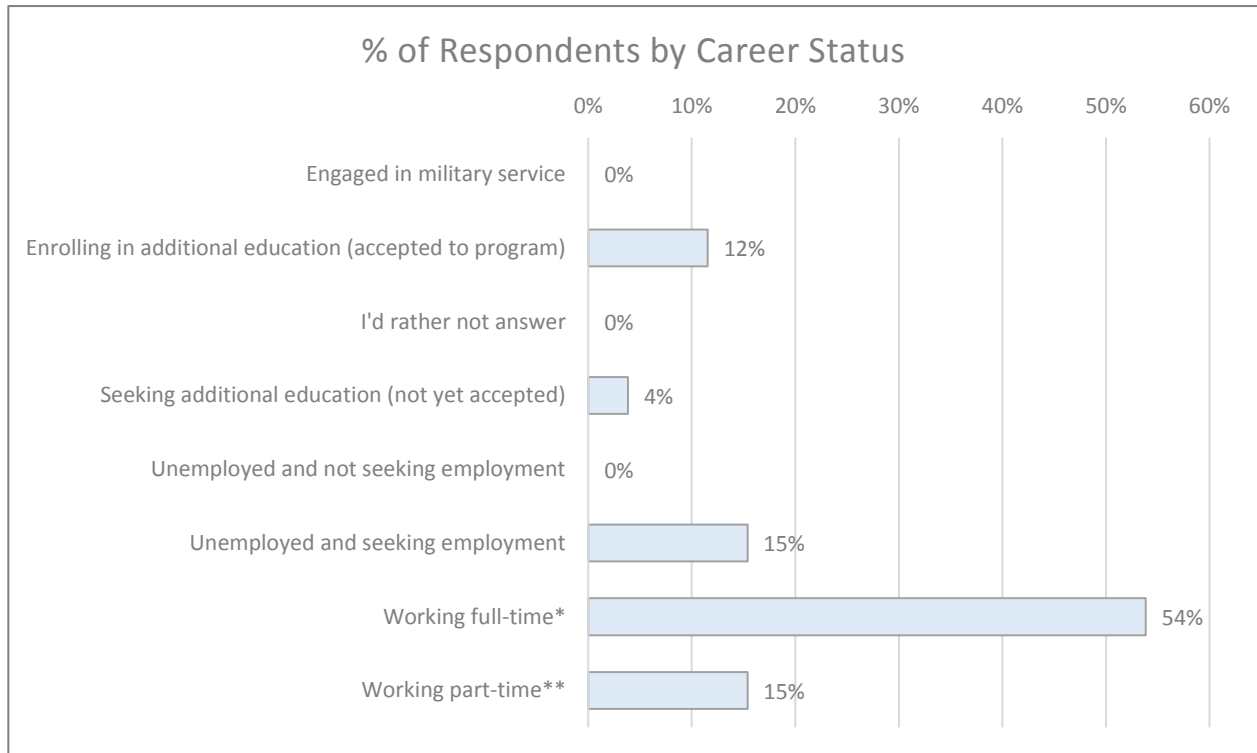


| Employment Status | Respondents | % of Respondents |
|---|-------------|------------------|
| Engaged in military service | 0 | 0% |
| Enrolling in additional education (accepted to program) | 11 | 18% |
| I'd rather not answer | 0 | 0% |
| Seeking additional education (not yet accepted) | 2 | 3% |
| Unemployed and not seeking employment | 0 | 0% |
| Unemployed and seeking employment | 2 | 3% |
| Working full-time* | 38 | 62% |
| Working part-time** | 8 | 13% |
| WCBA Total | 61 | 100% |

***Working fulltime definition:** 30 hours or more/week as employed/
self-employed/entrepreneur/fellowship/internship

****Working Part-time definition:** less than 30 hours/week as employed/
self-employed/entrepreneur/fellowship/internship

Undergraduate Career Status Creative Arts & Communication (CCAC)

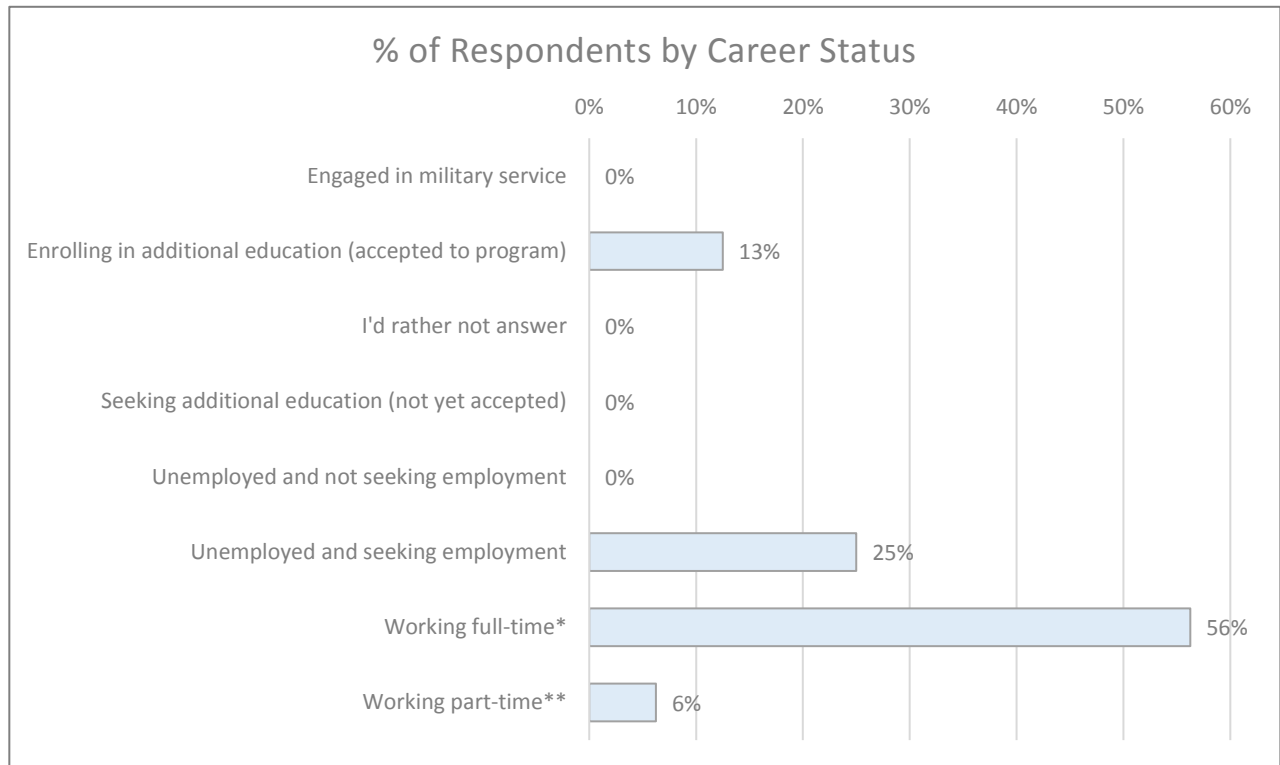


| Employment Status | Respondents | % of Respondents |
|---|-------------|------------------|
| Engaged in military service | 0 | 0% |
| Enrolling in additional education (accepted to program) | 3 | 12% |
| I'd rather not answer | 0 | 0% |
| Seeking additional education (not yet accepted) | 1 | 4% |
| Unemployed and not seeking employment | 0 | 0% |
| Unemployed and seeking employment | 4 | 15% |
| Working full-time* | 14 | 54% |
| Working part-time** | 4 | 15% |
| CCAC Total | 26 | 100% |

***Working fulltime definition:** 30 hours or more/week as employed/
self-employed/entrepreneur/fellowship/internship

****Working Part-time definition:** less than 30 hours/week as employed/
self-employed/entrepreneur/fellowship/internship

Undergraduate Career Status Beeghly College of Education (BCOE)

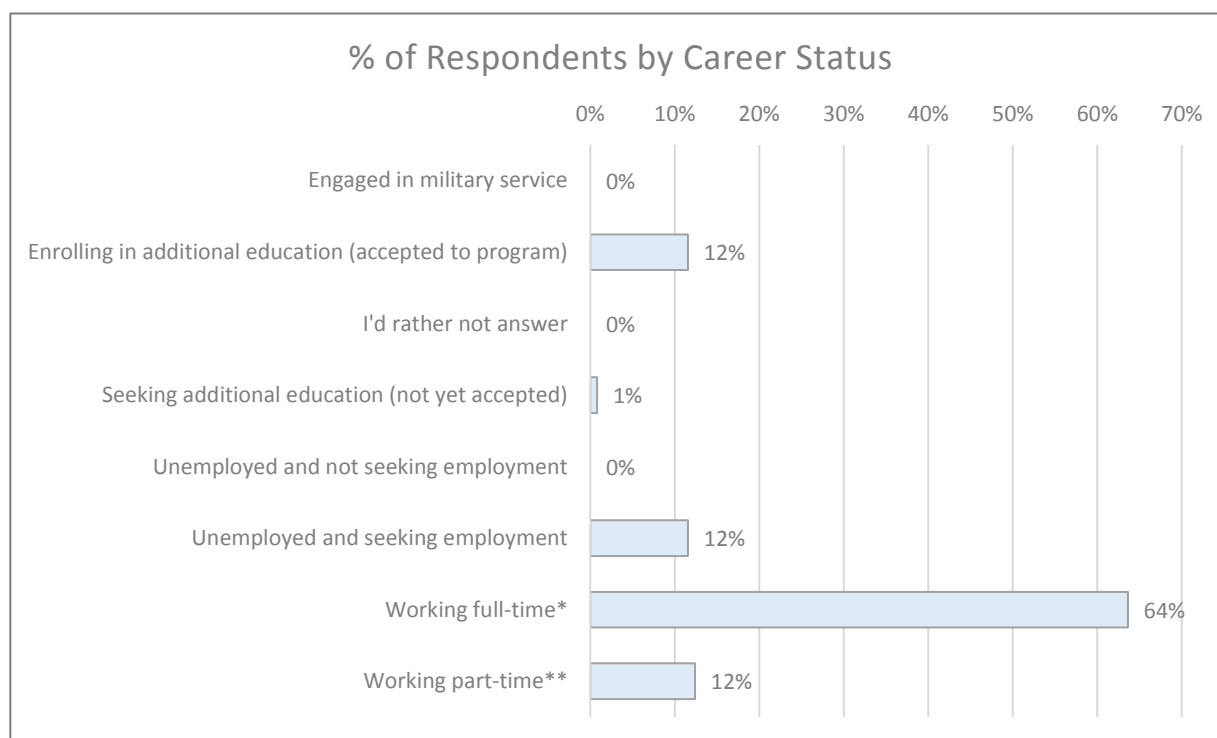


| Employment Status | Respondents | % of Respondents |
|---|-------------|------------------|
| Engaged in military service | 0 | 0% |
| Enrolling in additional education (accepted to program) | 4 | 13% |
| I'd rather not answer | 0 | 0% |
| Seeking additional education (not yet accepted) | 0 | 0% |
| Unemployed and not seeking employment | 0 | 0% |
| Unemployed and seeking employment | 8 | 25% |
| Working full-time* | 18 | 56% |
| Working part-time** | 2 | 6% |
| BCOE Total | 32 | 100% |

***Working fulltime definition:** 30 hours or more/week as employed/
self-employed/entrepreneur/fellowship/internship

****Working Part-time definition:** less than 30 hours/week as employed/
self-employed/entrepreneur/fellowship/internship

Graduate School Career Status



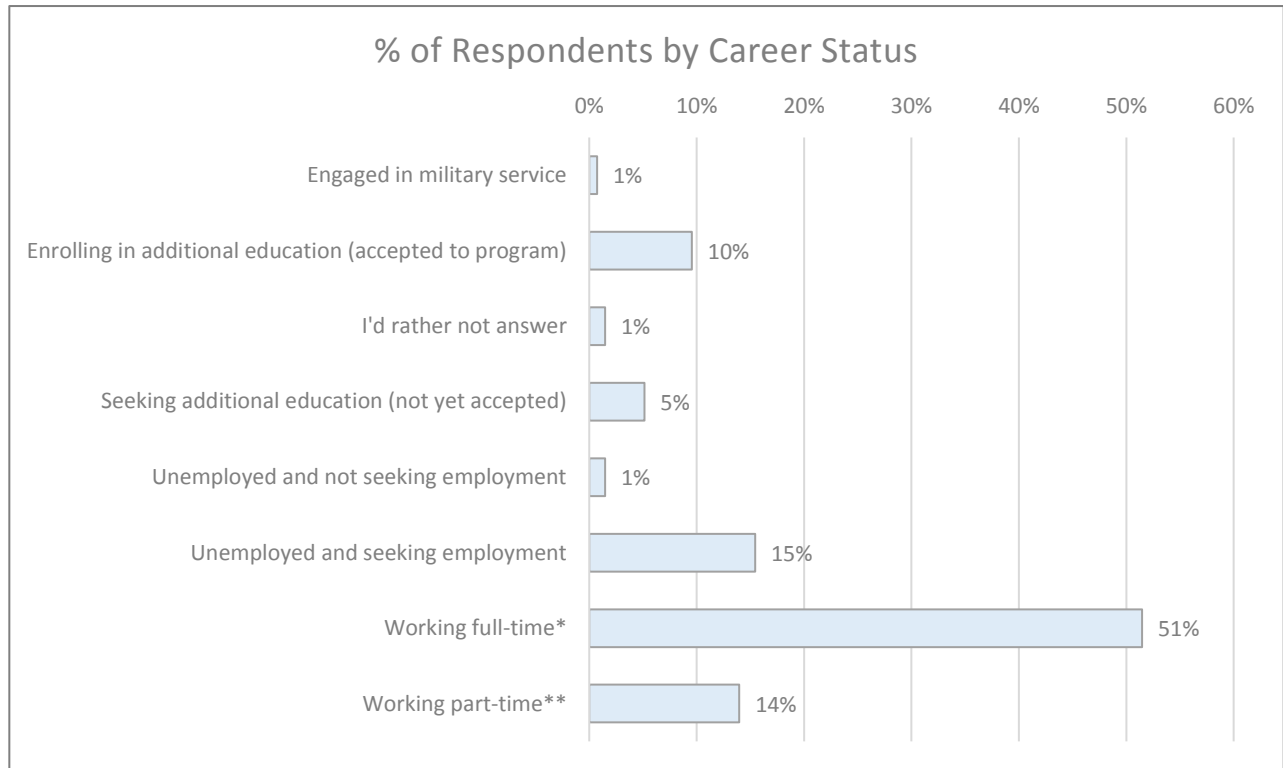
| Employment Status | Respondents | % of Respondents |
|---|-------------|------------------|
| Engaged in military service | 0 | 0% |
| Enrolling in additional education (accepted to program) | 14 | 12% |
| I'd rather not answer | 0 | 0% |
| Seeking additional education (not yet accepted) | 1 | 1% |
| Unemployed and not seeking employment | 0 | 0% |
| Unemployed and seeking employment | 14 | 12% |
| Working full-time* | 77 | 64% |
| Working part-time** | 15 | 12% |
| Graduate School Total | 121 | 100% |

***Working fulltime definition:** 30 hours or more/week as employed/
self-employed/entrepreneur/fellowship/internship

****Working Part-time definition:** less than 30 hours/week as employed/
self-employed/entrepreneur/fellowship/internship

Undergraduate Career Status

Bitonte College of Health & Human Services (BCHHS)

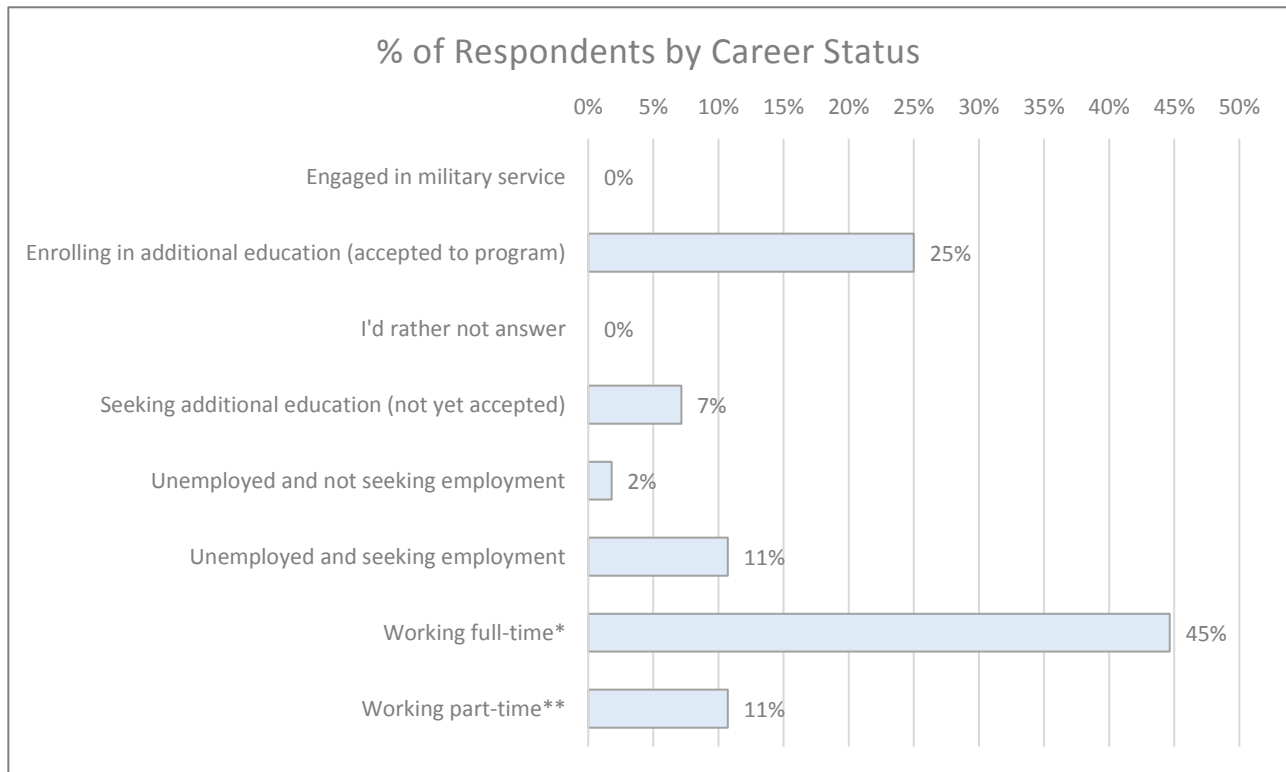


| Employment Status | Respondents | % of Respondents |
|---|-------------|------------------|
| Engaged in military service | 1 | 1% |
| Enrolling in additional education (accepted to program) | 13 | 10% |
| I'd rather not answer | 2 | 1% |
| Seeking additional education (not yet accepted) | 7 | 5% |
| Unemployed and not seeking employment | 2 | 1% |
| Unemployed and seeking employment | 21 | 15% |
| Working full-time* | 70 | 51% |
| Working part-time** | 19 | 14% |
| BCHHS Total | 136 | 100% |

***Working fulltime definition:** 30 hours or more/week as employed/
self-employed/entrepreneur/fellowship/internship

****Working Part-time definition:** less than 30 hours/week as employed/
self-employed/entrepreneur/fellowship/internship

Undergraduate Career Status Liberal Arts & Social Sciences (CLASS)

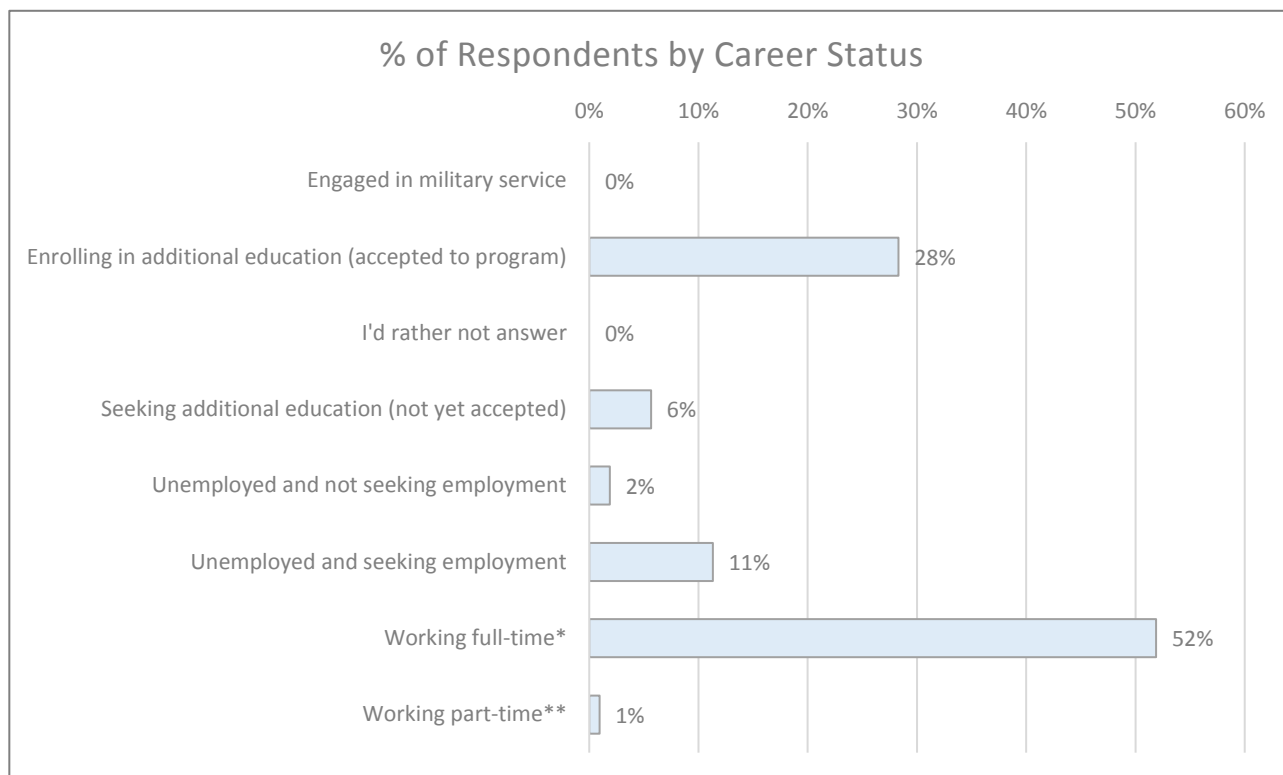


| Employment Status | Respondents | % of Respondents |
|---|-------------|------------------|
| Engaged in military service | 0 | 0% |
| Enrolling in additional education (accepted to program) | 14 | 25% |
| I'd rather not answer | 0 | 0% |
| Seeking additional education (not yet accepted) | 4 | 7% |
| Unemployed and not seeking employment | 1 | 2% |
| Unemployed and seeking employment | 6 | 11% |
| Working full-time* | 25 | 45% |
| Working part-time** | 6 | 11% |
| CLASS Total | 56 | 100% |

***Working fulltime definition:** 30 hours or more/week as employed/
self-employed/entrepreneur/fellowship/internship

****Working Part-time definition:** less than 30 hours/week as employed/
self-employed/entrepreneur/fellowship/internship

Undergraduate Career Status Science, Technology, Engineering & Math (STEM)



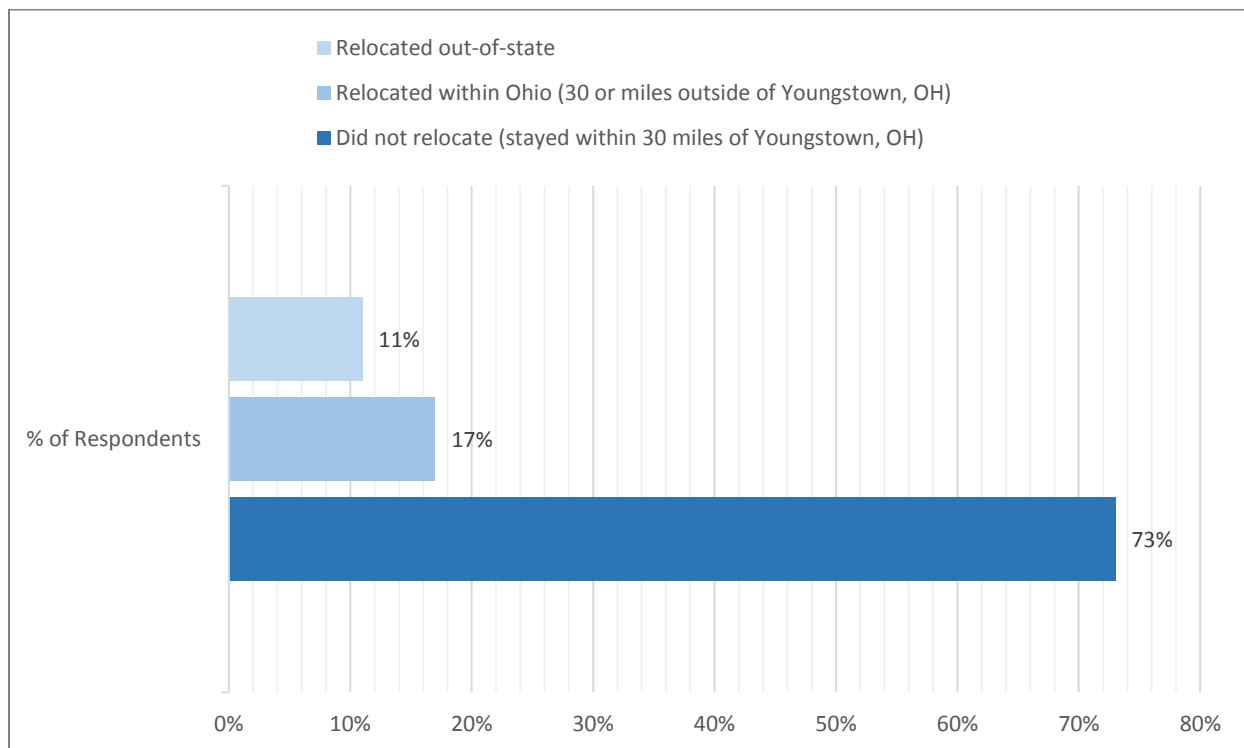
| Employment Status | Respondents | % of Respondents |
|---|-------------|------------------|
| Engaged in military service | 0 | 0% |
| Enrolling in additional education (accepted to program) | 30 | 28% |
| I'd rather not answer | 0 | 0% |
| Seeking additional education (not yet accepted) | 6 | 6% |
| Unemployed and not seeking employment | 2 | 2% |
| Unemployed and seeking employment | 12 | 11% |
| Working full-time* | 55 | 52% |
| Working part-time** | 1 | 1% |
| STEM Total | 106 | 100% |

***Working fulltime definition:** 30 hours or more/week as employed/
self-employed/entrepreneur/fellowship/internship

****Working Part-time definition:** less than 30 hours/week as employed/
self-employed/entrepreneur/fellowship/internship

Geographic Location of Respondents

Academic Year 2015-2016



| Relocation Status | Respondents | % of Respondents |
|---|-------------|------------------|
| Relocated out-of-state | 31 | 11% |
| Relocated within Ohio (30 or miles outside of Youngstown, OH) | 48 | 17% |
| Did not relocate (stayed within 30 miles of Youngstown, OH) | 218 | 73% |
| Total w/ geographic info | 297 | 100% |

Undergraduate Employers by College

| CLASS | CCAC | WCBA |
|---|--|---|
| Allstar Driving School Alliance Headstart American Red Cross AT&T Austinwoods Nursing Home Catullo Columbiana Foods ComDoc Cortland banks Delphi Packard (2) GetGo Help Crisis Hitchcock woods InterVarsity Chrisyian Fellowship K. & M. International Inc. Kennametal Library Meridian Community Care Peace Corp Pearson Education Sharon Regional Physician Services Sunset Harbor Bar & Grille Superior Beverage University of Western Ontario USPS Valley Industrial Trucks VXI Global Solutions (2) Youngstown State University (3) Behavioral Health Group Inquisicorp Macy's Tribune Chronicle Victory Estates Walgreens Lowe's Companies Inc Michael Alberini's Oh Wow! | Briarfield Manor Burnett Pools Cleveland Clinic Gatesman and Dave Olive Garden Red Lobster SLAP LIFE Sprint WKBN Woodford Excavating Youngstown State Univeristy General Motors Corporation Giant Eagle San Rafael Pacifics Baseball Team Soulfree Maria Willis Music | ADT Aebischer's Jewelry Aim NationalLease AJ Amatore and Co. Arista Marie Photography Auditor of State AVI Foodsystems Banner Supply Blue Sky Therapy Cafaro Company (2) Ciuni & Panichi Cohen and Company (3) Compcoc Ernst and Young Fastenal Glick fire equipment Hendrickson Home Carpet Co Junior Achievement Mahoning County Career & Technical Center Mass Mutual McConnell Marketing NASA Glenn Research Center Packer Thomas (3) PNC Silcox Dental Supply Subway Development of Cleveland The Walt Disney Studios Total Quality Logistics Treloar & Heisel, Inc. University of Michigan UPSq Youngstown State University (3) Amtrust Financial Arnett, Carvis, Toothman Cortland Banks Edward Jones FedEx First National Bank of Pennsylvania GE Healthcare Coils Lube Management Macy's Marc's Mass Mutual Penn Tool Phoenix Restaurant Position Title Progressive Insurance Vector Security Youngstown Phantoms LLC |
| | BCOE | |
| | Austintown Local Schools Campbell Elementary Crestwood Local School District Believers DayCare and Preschool Charlotte Mecklenburg Schools Columbus City Schools Diocese of Youngstown Joseph Badger LSD Mclane AT Potential Development Roanoke City Public Schools Warren City School District Youngstown city schools YSU Student Activities Liberty Schools Tonneau Masters Warren City Schools West Blvd. Elementary | |

Undergraduate Employers by College

| BCHHS | BCHHS(Cont.) | STEM |
|--|---|--|
| Akron Childrens Hospital (3) Akron City Hospital Ashtabula County Medical Center AVI Beckett Air Belmont Pines Cleveland Clinic (5) Covelli Enterprises D&E Center Head Start Dr. Beck Dr. Hubbard Drayer physical therapy Early Learning Easter Seals Eat n Park Hospitality Group Express Family Video Fayette County Community Action Agency, Inc. Highland Springs Home depot Hopes and Dreams Hudec Dental K-Mart Lake County Job & Family Services Mahoning county CSB Mahoning County Sheriffs Office MD Anderson Mercy Health (6) Mercy Health--Poland Cardiology Mercy Health - Boardman Mercy Hospital National Safety Apparel Ohio army national guard OhioHealth OSU wexner medical center Panera Premium Pediatrics Pressed Probate court Probation Officer Psycare Sam's Club Shoe carnival St Elizabeth Hospital St, Elizabeth St. Joseph Hospital Starpoint STSS TMI Hospitality Trumbull Memorial Hospital University of Louisville | UPMC Wal-mart Youngstown State University (5) Akron Rubber Ducks Corning Labs Cortland Banks Delphi Packard Electric, Plant 47 DSI Security Franklin County Coroner's Office Genesis Healthcare George Junior Republic Heart Healthy Sleep Center, LLC Hillside Rehabilitation Hospital Howland Township Humility House Industrial Waste Control Kindred LakeMed Rehab Center Motivation For You Persesus House Inc. Taco Bell West Aircomm FCU Youngstown Fire Department | ADS Machinery Austin Master Services Bechtel Marine Propulsion Corporation Berner International BMPC Brilex Butch Bliss Cafaro Cleveland Equine Clinic Delphi (3) Enchanted Frog Studios, LLC First Energy GE GENERAL MOTORS;Position Title Position 1 Hxpol Compounding Honda (2) Honda of America Manufacturing Humility of Mary nursing home Ibistek IDMI Keurig Green Mountain Laird Technologies Liberty Steel Products, Inc McDonalds Mercy Health Molded Fiberglass Company Ohio EPA Q-lab Corporation Rensselaer Polytechnic Institute Ross Environmental Inc shell Simmers Crane Design (2) Squire Patton Boggs The Goodyear Tire & Rubber Company The Ohio State University Timet Trumbull Manufacturing Turner Construction Turning Technologies University of Pittsburgh Medical Center Valvoline instant oil change VEC Wags and Wiggles White Construction Group White House Fruit Farm YMCA Appvion Dillard's Mahoning County Sheriff's Office Microsystems Minor League Baseball (North Carolina) Penn State University Rite Aid Pharmacy UPS Vinylume Prods. Youngstown State University |

Graduate Employers by Degree Level

| Master's | Master's(Cont.) | Doctoral |
|--|--|--|
| <p>Atrium Centers Inc B.J. Alan Company Butech Bliss Cleveland Clinic College of William and Mary Comfort Keepers of Youngstown CONSOL Energy Inc. D&E Counseling DuPont Pioneer Duquesne University DY Consultants FirstEnergy Giant Eagle Greenbriar Healthcare Center Help Hotline Howland Schools Innovation Exhibits Inc Jameson Health System Kent State University Lake Local School District LMH-Family Walk in Care Center Lordstown Schools Mahoning Valley Economic Development Corporation Maplewood High School Mercy Health Mercy Health St. Joseph Hospital Warren Meridian Healthcare Miami University Molded Fiber Glass Research Company Nemeth Counseling Niles Municipal Court Norfolk Southern Penske Powdermill Nature Reserve Progressive Insurance Psycare PTC Alliance Rich Center For Autism Rom Trans Inc Sharon Regional Health System St. Elizabeth Health Center State of Ohio Adult Parole Authority Summit Academy Supplemental Education Services The Goodyear Tire and Ribber Company The Rich Center For Autism Trumbull County Jobs and Family Services U. S. Steel University of Cincinnati</p> | <p>Ursuline High School Valley Counseling Wilmington area school district YMCA Youngstown City Schools Youngstown State university (11) Akron Children's Hospital Mahoning Valley Alta Behavioral Health Delphi FNP Forum Health Enterprises Human Services Center Laird Technologies Inc Mahoning County Senior Centers Southern Care Hospice University of Pittsburgh Valley Counseling Svcs. Western Carolina University</p> | <p>Canfield Board of Education Chardon Local Schools Delphi Corporation Dental Health Group Forum Health Enterprises GM Kent State Nation Northstar Anesthesia Ohio Youth Advocate Prog. Physical Therapist Presbyterian Hosp. Wayne county Youngstown State University (4) Youngstown Youth Flag Football Association</p> |

Example of Survey

December 2016 Graduates

PRINT

First Name _____ Middle Initial _____ Last Name _____

Cell Phone# _____ - _____ - _____

Banner # _____

SECTION A – Which of the following BEST describes your PRIMARY status after graduation?

Please select only ONE of these categories:

- Employed Full-time (on average 30 hours or more per week) – *Please complete Section B and Section F*
- Employed Part-time (on average, less than 30 hours per week) – *Please complete Section B and Section F*
- Enrolled in a program of continuing education (e.g. Graduate School) – *Please complete Section C and Section F*
- Participating in a volunteer or service program (e.g. Peace Corps) - *Please complete Section D and Section F*
- Serving in the U.S. Military – *Please complete Section E and Section F*
- Seeking Employment – *Skip to Section F*
- Planning to continue education but not enrolled yet – *Skip to Section F*
- Not seeking employment or continuing education at this time - *Skip to Section F*

SECTION B – If your PRIMARY status is employed full-time OR employed part-time, please select the category which BEST describes your employment:

1. Employed as an entrepreneur
 Employed in a temporary/contract work assignment
 Employed freelance
 Employed in a postgraduate internship, assistantship or fellowship
 Employed in all other work categories (working for a business, government or non-profit organization)
2. If employed, either full-time or part-time, please provide the following information concerning your employment:
Employer Name _____
City _____ State _____ Country _____
Your Position/Title _____
If employed full-time, annual base salary amount in U.S. dollars: \$ _____
Guaranteed first-year bonus amount in U.S. dollars, if you are receiving one: \$ _____
3. How long after graduation from Youngstown State University did you accept this position?
 Before graduation 3 months or less 3 – 6 months more than 6 months
4. Please complete the following statement regarding relocation for this job. After graduation, I:
 Did not relocate (stay within 30 miles of Youngstown, Ohio)
 Relocated within Ohio (30 or more miles outside of Youngstown, Ohio)
 Relocated Out-of-State
5. How did you learn about this job and/or make initial contact with this employer? (Check all that apply)

| | |
|--|--|
| <input type="checkbox"/> PenguinLINK posting/email | <input type="checkbox"/> Had a previous job with employer and was promoted and/or changed jobs |
| <input type="checkbox"/> Career Fair at YSU | <input type="checkbox"/> Personal contact (networking) |
| <input type="checkbox"/> Career Coordinator with Career Services | <input type="checkbox"/> Temporary/employment agency |
| <input type="checkbox"/> Employer visit to YSU campus | <input type="checkbox"/> Volunteered / Interned with employer previously |
| <input type="checkbox"/> Faculty Member | <input type="checkbox"/> Posting on company website or other job board |
| <input type="checkbox"/> Academic Advisor | <input type="checkbox"/> Other: _____ |
| <input type="checkbox"/> Already employed in position | |

PLEASE TURN THE PAGE OVER TO CONTINUE

----- SKIP TO SECTION F -----

SECTION C – POST-GRADUATE EDUCATION INFORMATION

If your PRIMARY status is participating ENROLLED IN A PROGRAM OF CONTINUING EDUCATION, please provide the following information concerning your education:

Name of Institution _____
Location of Institution: City/State _____ Country _____
Program of Study (major) _____
Degree you are pursuing (Bachelors, Masters, Doctorate, etc.) _____
Please list any scholarships, stipend or tuition/fee remission you have been offered: _____

----- SKIP TO SECTION F -----

SECTION D – POST-GRADUATION VOLUNTEER OR SERVICE PROGRAM INFORMATION

If your PRIMARY status is participating in a VOLUNTEER or SERVICE PROGRAM (e.g., Peace Corps), please provide the following information about your assignment:

Organization _____
Assignment location - City/State _____ Country _____
Your Role or Title _____

----- SKIP TO SECTION F -----

SECTION E – POST-GRADUATION MILITARY INFORMATION

If your PRIMARY status is serving in the U.S. Military, please provide the following information about your assignment:

Branch _____ Rank _____
Assignment location – City/State _____ Country _____

----- SKIP TO SECTION F -----

SECTION F: INTERNSHIPS

1. Did you complete an internship, credit or non-credit bearing? (Note: An internship is a productive work experience in a field related to your major or career goals. EXCLUDE student teaching and clinical rotations)? Yes No

2. If yes, please provide the following information:

Internship #1: Employer Name: _____
Location (City/State): _____
Was this Internship paid? Yes No
Internship #2: Employer Name: _____
Location (City/State): _____
Was this Internship paid? Yes No